



Welcome to West Hampstead!

Year 1  
Information Evening



# Year 1 Staff

There are 2 classes in Year 1:  
**Severn** and **Tyne**



Sophie Keating  
Tyne Class teacher (Mon-Wed)  
**EYFS & Y1 Phase Leader**



Michelle Housley  
Tyne Class teacher  
(Thurs & Fri)




Shuhena Begum  
Severn Class teacher



Joan Lyster  
Learning Support Assistant



Louise Emery  
Learning Support Assistant



Sherene Anderson  
Learning Support Assistant



Michelle Headley  
Learning Support Assistant



# Our Day

Each class is taught by their class teacher in groups of 30.

Class teachers teach every subject, except PE and art, which are taught by Miss Schafer and Mr Leer

A range of other professionals may also work with the children.



# Integrated Curriculum


- The Integrated curriculum is designed to support the transition from Reception.
- It also prepares children for the challenges of Year 2.
- It allows the adults to work closely with all of the children so that the work is always at the appropriate level of challenge.





# Integrated Curriculum

- In the classroom, areas of learning are set up for children to access independently.
- Children have to complete all their 'challenges' across the week.
- Our emphasis is on supporting children to develop the independence and resilience to complete tasks to the best of their abilities.



# Year 1 Timetable

	MONDAY Sophie in class	TUESDAY Sophie in class	WEDNESDAY Sophie in class	THURSDAY Michelle in class	FRIDAY Michelle in class
8:50 – 9:10	Soft Start	Soft Start	Soft Start	Soft Start	Soft Start
9:10 – 9:30	Guided Reading	Guided Reading	PPA	Guided Reading	Assembly
9:30 – 9:40	Maths	Maths		Maths	Maths
9:40 – 10:10	Challenge time	Challenge time		Challenge time	Challenge time
10:10 – 10:25	Snack & Story	Snack & Story	Break	Snack & Story	Snack & Story
10:25 – 10:40	Break	Break		Break	Break
10:45 – 11:15	Phonics	Phonics	PPA	Phonics	Phonics
11:15 – 11:25	English	English		English	English
11:25 – 11:55	Challenge time	Challenge time		Challenge time	Challenge time
12:00 – 13:15	Lunch / Playtime	Lunch / Playtime	Lunch / Playtime	Lunch / Playtime	Lunch / Playtime
13:15 – 13:30	Assembly	Assembly	Assembly	Assembly	Assembly
13:30 – 13:55	Spelling & Handwriting	Spelling & Handwriting	Phonics	Spelling & Handwriting	Spelling & Handwriting
13:55 – 14:10	Science	Foundation	Foundation	History/Geography	Finishing off Golden Time
14:10 – 14:50	Challenge time	Challenge time	Challenge time	Challenge time	
14:50 – 15:00	Afternoon Play	Afternoon Play	Afternoon play	Afternoon play	
15:00 – 15:15	Story	Story	Story	Story	
<b>Meetings</b>					Story

# Snack Time

- In Year 1, a fruit snack is provided by the school.
- If children bring their own snack...



nuts  
chocolate  
sweets  
crisps



- Please ensure your child has eaten breakfast before school. It has a big impact on their energy levels and attention in class.

During Key Stage One children work towards the **National Curriculum Standards** for each year group.

The National Curriculum has set out standards for the children to achieve by the end of Year 2.

- **Emerging** – working towards the statement. Developing understanding in this area.
- **Expected** – achieving at the expected level for their age.

**Your child is exactly where they should be!**

- **At Greater Depth** – has obtained a greater level of understanding and is able to apply their learning in different contexts.



# Inclusion

## The Inclusion Team



Karen Filiz  
*Assistant Headteacher &  
Inclusion Leader*

# Inclusion

- If your child has additional special educational (SEN) needs, they will be supported by the Inclusion Team.
- They may have needs in the following areas:
  - Speech and Language
  - Cognition and Learning
  - Social, Emotional and Mental Health needs
  - Physical



# Inclusion

- Children who have difficulties in the following areas may need targeted support such as:
  - Group interventions
  - External professionals
  - One to one intervention
  - Additional support in the classroom
  - Referral to outside agencies



The Inclusion team have regular meetings with Teachers and Teaching Assistants to ensure all children are supported appropriately.

# Challenge for All

At WHPS, we believe that every child should be pushed to take their learning as far as possible.

- This applies to **all** our children – however high or low their starting points.
- We want to remove any limits that children (or others) might place on their aspirations.

**Aim for the sky and  
you'll reach the ceiling.  
Aim for the ceiling and  
you'll stay on the floor.**





# Challenge for All in practice

- Teaching children the school values – **Aspiration, Responsibility** and **Resilience** in lessons, assemblies and in daily school life
- Handover from last year
- Planning lessons with opportunities to go further (stretch and challenge)
- Teachers asking probing questions that make children think
- Regular meetings to look at the progress children are making
- Home learning (see next slides), including a range of reading books for the children to enjoy
- Personalised provision (when appropriate)

**Aim for the sky and  
you'll reach the ceiling.  
Aim for the ceiling and  
you'll stay on the floor.**



# Phonics

- Phonics is the method of learning to read by correlating sounds with letters/sets of letters. At West Hampstead, we use a scheme called **Little Wandle Letters & Sounds Revised** to teach phonics in Reception, Year 1 and Year 2.
- Children have daily phonics lessons, continuing from Year 1.
- All teachers and support staff have a consistent approach and use of resources
- We follow a progression that enables children to build their knowledge and begin reading and writing simple words, phrases and sentences as soon as possible.
- Lots of opportunity for repeated practice within the classroom provision.



# Reading


- Reading sessions take place 3 times a week.
- In these sessions, every child reads in a small group with an adult. They read the same book for the week, practising decoding, prosody and comprehension.



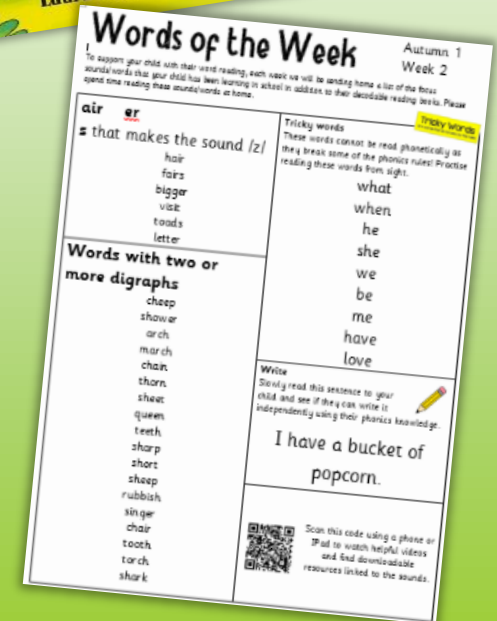
# Phonics

## Supporting at home

- **Daily** reading practice using the **decodable book provided by the class teacher** (recommended 3 times per book). This will correlate with sounds and tricky words that children have learnt in school.
  - Books are changed on a **Thursday**.



**‘Words of the week’ handout.** Give your child opportunity to revise the sounds they have learnt in school that week. Display the sounds/words and encourage them to read them back to you. Writing practice using the sounds/words of the week will also benefit your child.





# Year 1 Phonics Screening Check

- In the summer term of Year 1, the children all take part in the phonics screening check.
- This is a statutory assessment that checks whether children have learnt phonic decoding to the expected level.
- They read a combination of real words and 'alien' words, which include the sounds they have learned in class.
- We prepare children through our planned phonics sessions and carry out regular assessments to identify any additional support that may help children.
- You can help by reading regularly at home and practising the 'Words of the Week' sheets.

shack

sequins


whirling

2023 national curriculum assessments

Key stage 1

Phonics screening check

Pupils' materials



splet



strave






# Reading Record Guidance

At West Hampstead, we expect all children to read at home for at least 15 – 20 minutes each day. The Reading Record is used to show the class teacher what books are being read at home and how often. Your child's book and reading record should come into school every day to be shown to an adult in school.

## Year 1 & Year 2

Children in Year 1 will bring home **phonically decodable books** matched to their reading level as well as a 'reading for pleasure' book that can be shared with them. By Year 2, your child may no longer need decodable books and will bring home **colour banded books** instead.

The supporting adult is expected to **complete the reading record daily** with the date, book name & a comment if necessary. This is a great form of home-school communication. By Year 2, you may want to encourage your child to complete some of the reading record themselves.

Books with the  sticker are an essential part of our phonics scheme so please make sure these are always returned to school.



## Questions

- Why did you choose this book? What made you think that it would be interesting?
- Catch me up on the story. What has happened so far?
- What do you think is about to happen? Why? Have you been given any clues?
- If you were that character, what would you have done in that situation?
- Do you think you would choose to be friends with the main character if they went to your school?
- Did the book end the way you expected? Would you have ended the book differently?
- Was there a problem in the book? Did it get solved?

# Writing



We inspire writing through quality literature.

Writing at West Hampstead:

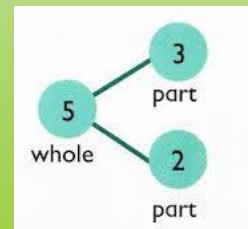
- We encourage children to understand the **purpose** of their writing.
- We use **oracy** to allow children to articulate their ideas verbally before they write them down.
- We use **modelling** to show children the writing process.
- **Grammar** is built into our lessons.
- **Improvement** is a major part of our writing process – you will see you child's improvements in blue pen.



# Maths

We focus on:


- Allowing children to experience maths rather than just see it.
- Inviting children to explore maths and assisting with problem solving.
- Encouraging children to talk about maths and develop their understanding independently.
- Using concrete (objects e.g. counters, cubes) then pictorial (drawing pictures to support) then abstract (numerical) methods to calculate



$20 \begin{cases} \square \\ \square \end{cases}$   
 $\square + \square = 20$      $20 - \square = \square$   
 $\square + \square = 20$      $20 - \square = \square$

---

$\square + 1 = 16$      $16 - 1 = \square$   
 $1 + \square = 16$      $16 - \square = 1$





# Maths at Home

In Year 1, we use a website called 'Learning with Parents' to share activities and games that you can do together at home.

An activity is shared through the website every two weeks. This increases to every week in the Spring Term. You can share pictures and comments with us so we can see what you have been up to!

This will start after **Autumn Half Term** this year.



# West Hampstead Values:



## Aspiration



- Creativity
- Curiosity
- Communication

## Responsibility



- Citizenship
- Staying Healthy
- Organisation

## Resilience



- Confidence
- Independence
- Adaptable

## Consideration



- Kindness
- Empathy
- Respect

## Community



- Belonging
- Collaboration
- Relationships

# Year 1 Overview



	Autumn 1	Autumn 2	Spring 1	Spring 2	Summer 1	Summer 2
<b>Trips &amp; Enrichment</b>		Nativity	OAE Workshop	OAE Trip Class Assembly	Hampstead Heath	Theatre
<b>Maths</b>	Place value within 10	Addition and subtraction within 10  Length and height  Mass and volume	2D and 3D Shapes  Place value within 20	Addition and subtraction within 20  Place value within 50	Multiplication and division  Place value within 100  Geometry	Fractions  Money  Time
<b>Reading</b>	Little Wandle Phonics and Reading					
<b>Writing</b>	<u>Beegu</u> Postcard Character description  <u>Astrogirl</u> Poster  <u>Man</u> on the Moon Letter writing Narrative writing  We're Going to Find the Monster Information Text	Three Little Pigs Narrative writing  The Puffin book of fantastic poems Free verse poetry	<u>Supertato</u> Character description Narrative writing  Superhero like you Fact file	The Secret Sky Garden Letter writing  The Gigantic Turnip Narrative writing  Fruit Salad Instructions	The Day the Crayons Quit Letter writing  One Day on our Blue Planet Information text  The Story Tree Narrative writing	The Lonely Beast Setting description Narrative writing  Jack and the Beanstalk Narrative writing
<b>Science</b>	Seasonal change					
	Animals including humans	Materials	Materials	Plants	Animals including humans	Materials
<b>History</b>		We are Builders	Heroes			Travellers
<b>Geography</b>	Earth and space			Our Secret Garden	Carnival of the Animals	
<b>DT</b>	A house for the three little pigs (group project)		Fruit kebabs (cooking)		Moving pictures (individual project)	
<b>RE</b>	What does it mean to belong to Christianity?		What does it mean to belong to Sikhism?		What does it mean to belong to Islam?	
<b>Computing</b>	Online Safety Grouping and Sorting		Spreadsheets		Pictograms	
<b>Music</b>	Musical warm ups		Listen and appraise		Carnival of the animals	
<b>PSHE</b>	Health & Wellbeing Relationships		Relationships Health & Wellbeing		Relationships Growth & Development	
<b>Art</b>	Self Portraits <i>Frida Kahlo</i>	Bonfire Paintings <i>Clarice Cliff</i>	Still Life <i>Roy Lichtenstein</i>	Patterns <i>Henri Matisse</i>	Observational Drawing <i>Franz Marc</i>	Folk Art <i>Chilean Arpilleras</i>
<b>PE Team Kickstart</b>	Fair, Share, Dare	Observe, Move, Dodge	Travel, Balance, Climb	Think, Connect, Pass	Choose, Use, Improve	Invent, Lead, Follow

# Autumn 1 Geography Topic

## Year 1 Autumn 1 – Earth and Space – Geography

### Key questions:

#### Where do I live?

- West Hampstead is in London.
- London is the capital city of England.
- England is part of the UK, also known as Great Britain.
- The UK is bordered by four seas:
  - to the south by the English Channel,
  - to the east by the North Sea,
  - to the west by the Irish Sea and the Atlantic Ocean.

#### Which other countries are in the U.K?

- England, Wales and Northern Ireland.
- Northern Ireland is part of the land mass of Ireland.
- Each country is represented on the Union flag.

#### What are the other capital cities?

- London is the capital city of England.
- Edinburgh is the capital city of Scotland.
- Cardiff is the capital city of Wales.
- Belfast is the capital city of Northern Ireland.

#### How do we know about other countries?

- We can use maps and atlases.
- We can speak to people who live there.
- We can use Google Earth.

### Vocabulary

- North, South, East and West – directions on a compass.
- Compass – tells which direction we are going.
- City – a large town.
- Town – lots of houses, other buildings and people.
- Map – a drawing that shows where places are.
- Atlas – a book of maps.
- Capital city – the city where laws and important decisions are made.
- Geography – learning about the Earth.



Compass




Great Britain



England, Wales, Scotland,  
Northern Ireland.



Map



Atlas.



City.



Town.



# Autumn 2 History Topic

## 1 We are Builders

### How can we find out about the past?

- We can talk to people who are older than us.
- We can look at photos that were taken in the past.
- We can look at photos of or visit old buildings.
- Some buildings are so old that they have fallen down.
- Sources tells us about the past.
- We don't always have photos of the distant past.



### Have buildings changed over time?

- Buildings used to be made from sticks and animal dung (wattle and daub).
- Buildings used to be made mainly from wood.
- Buildings today are mostly brick.
- Buildings look different today.



### Who were Christopher Wren and Zara Hadid?


- They were both architects who designed buildings.
- Their designs are still seen today.
- They were both very famous.
- Their designs were very different.
- Christopher Wren was alive a long time ago.




















Zara Hadid



Christopher Wren









# Autumn 1 Science Topic

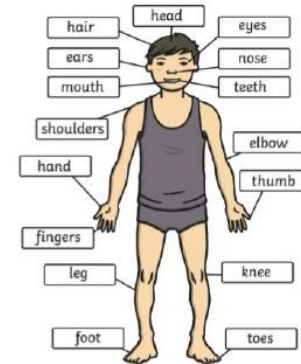
<b>Fish</b>		
goldfish 		cod 
shark 		salmon 
<b>Reptiles</b>		
snake 	lizard 	crocodile 
<b>Birds</b>		
robin 		owl 
sparrow 		woodpecker 
<b>Amphibians</b>		
frog 	toad 	newt 
<b>Mammals</b>		
cat 		dog 
horse 		sheep 

## Animals including humans – Year 1



Key vocabulary to describe the features of different animals	
head	body
eyes	ears
mouth	teeth
leg	tail
wing	claw
fin	scales
feathers	fur
beak	paws
hooves	hair

<b>Carnivores</b> These are animals that eat other animals.		
<b>Herbivores</b> These are animals that only eat plants.		
<b>Omnivores</b> These are animals that eat plants and other animals.		

Parts of the human body



The 5 senses

Sense	Part of the body it is linked to	
touch		fingers, hands, feet etc
sight		eyes
smell		nose
taste		tongue
hear		ears

# Our behaviour policy

## Golden Rules

We are gentle



We are kind and helpful



We listen



We are honest



We work hard



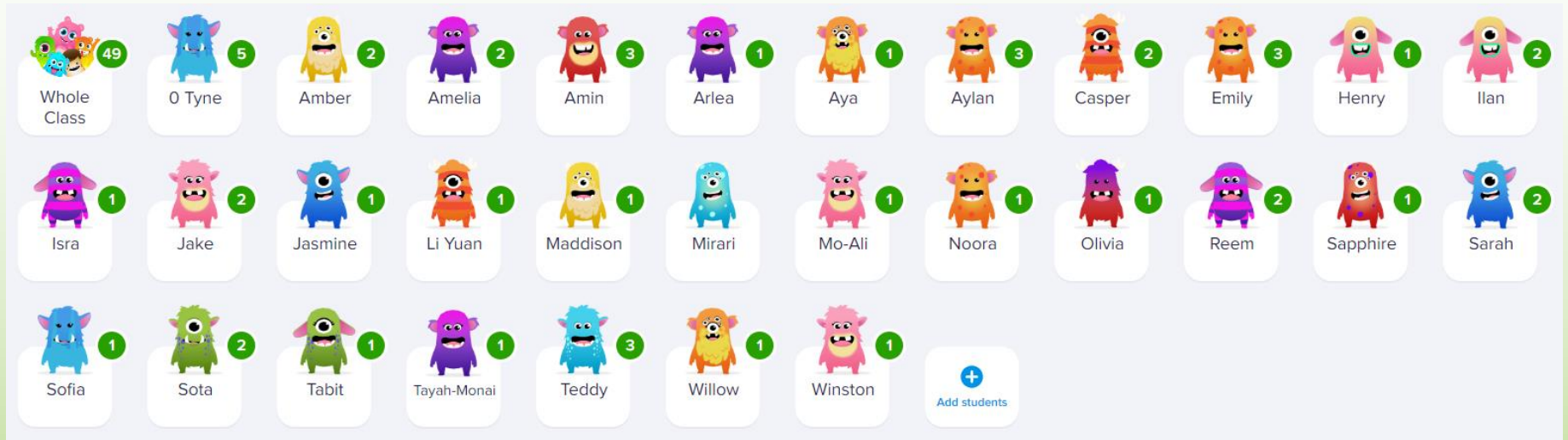
We look after property



- Our behaviour policy is based on our Golden Rules.
- We spend time in class teaching children the skills and knowledge they need to follow our golden rules.
- On a Friday, all children can earn 30 minutes of Golden Time for following the Golden Rules.



# Our behaviour policy – Class Dojo



School prizes  
for every  
50pts earned



# Our behaviour policy

## Mentions



## Star of the week





# Our behaviour policy

## Golden Rules

We are gentle



We are kind and helpful



We listen



We are honest



We work hard



We look after property



Sometimes there are incidents when a child is not following the Golden Rules.

If this happens:

- The child receives a clear warning from the adult
- If the behaviour continues, they may receive a yellow card. If they 'fix up' this is removed and the child has a fresh start.
- If the behaviour continues, the child will lose 5 minutes of Golden Time.

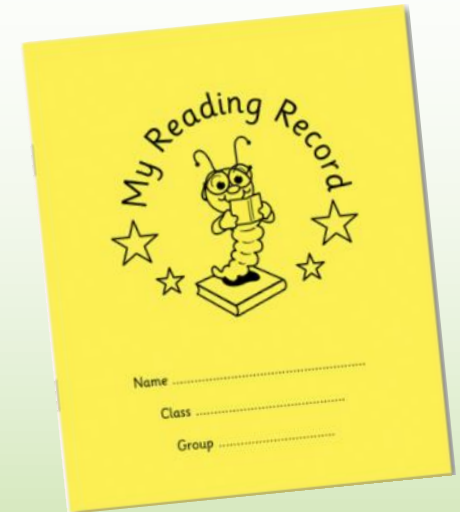
If a **serious incident** takes place, the child will be asked to attend reflection at lunch time with a member of SLT.

This provides an opportunity to reflect on what happened with the support of an adult. Parents will be informed via email.

# How to help your child at home

## KS1

- **School readiness** – good night's sleep, breakfast, arriving **on time**, showing an interest in their learning
- **Homework:**
  - Maths with Parents - Weekly
  - Reading - 15 minutes a day and noted in reading record for teacher to check
  - Phonics Words of the Week



### Words of the Week

Autumn 1  
Week 1

To support your child with their word reading, each week we will be sending home a list of the focus sounds/words that your child has been learning in school in addition to their decodable reading books. Please spend time reading these sounds/words at home.

<b>ai</b> tail main feel deep right fight	<b>ee</b> tail main feel deep right fight	<b>igh</b> tail main feel deep right fight	<b>Tricky words</b> These words cannot be read phonetically as they break some of the phonics rules! Practise reading these words from sight. no go so my by to into out the
<b>oa</b> road soap food boot hard bar	<b>oo</b> road soap food boot hard bar	<b>ar</b> road soap food boot hard bar	<b>Tricky words</b> These words cannot be read phonetically as they break some of the phonics rules! Practise reading these words from sight. no go so my by to into out the
<b>or</b> born sort surf curl foot took	<b>ur</b> born sort surf curl foot took	<b>oo</b> born sort surf curl foot took	<b>Write</b> Slowly read this sentence to your child and see if they can write it independently using their phonics knowledge. It is good to look at a book.
<b>ow</b> down town join coil hear near	<b>oi</b> down town join coil hear near	<b>ear</b> down town join coil hear near	Scan this code using a phone or iPad to watch helpful videos and find downloadable resources linked to the sounds.

# Being smart for school - uniform

- Making the school look smart and professional is a priority for us this year
- For children this means keeping to our school uniform policy:
  - No more “Beckford” badged schoolwear
  - Plain black footwear – also for PE



# Being smart for school - PE

- Making the school look smart and professional is a priority for us this year
- This includes PE Kits
- Black PE shoes



# Communication

- Communication is important to us:
  - Any questions can be emailed
  - Catch us at the end of the day with any queries
  - Letters will be emailed to you and uploaded to the website
  - Parents evening will be happening on 7<sup>th</sup>/8<sup>th</sup> November
  - Class Assemblies





# Communication

Use:	For:
<p><b>Email</b>  <a href="mailto:admin@westhampstead.camden.sch.uk">admin@westhampstead.camden.sch.uk</a></p> <p>or</p> <p><b>Telephone 020 7435 8646</b></p>	<ul style="list-style-type: none"> <li>• Seeking appointments with HT, DHT, SENDCo, phase leader (e.g. bullying/behaviour concern, special needs enquiry, sharing a complaint or concern)</li> <li>• Enquiries about whole-school/admin issues e.g. uniform, payments, after-school and breakfast club, admissions.</li> <li>• Changing arrangements for collecting your child from school.</li> </ul>
<p><b>Email year group email e.g.</b>  <a href="mailto:Year1@westhampstead.camden.sch.uk">Year1@westhampstead.camden.sch.uk</a></p>	<ul style="list-style-type: none"> <li>• Seeking appointment with your child's class teacher</li> <li>• Enquiries about homework, spellings, reading, the school curriculum, minor behaviour issues</li> <li>• Informing class teacher about something e.g. change in family circumstances.</li> </ul>
<p><b>Speak to class teacher on playground at end of day</b></p>	<ul style="list-style-type: none"> <li>• Brief enquiries about homework, spellings, reading, the school curriculum, missing uniform, minor behaviour issues etc</li> <li>• If the conversation will take more than 2 minutes, please email to make an appointment</li> </ul>
<p><b>Parent app</b></p>	<ul style="list-style-type: none"> <li>• Booking a parents evening appointment</li> </ul>

# Website

WELCOME TO

## WEST HAMPSTEAD PRIMARY SCHOOL

At West Hampstead our motto is Together, we achieve. Our children exemplify our school motto; walk around our school at any time and you will see children and adults actively engaged in learning. We are very proud of our school and we hope that our website gives you a flavour of what makes us so special.

[Find out more →](#)



- Our website has been recently updated
- Letters can be found under “Parent Information”

# Website



- The new website has been designed to be more streamlined, making it easier for you to find the information you need
  - Letters
  - Term dates
  - Uniform
  - School curriculum
  - Parent and Staff Association (PSA)
- It will also act as a prospectus, helping us appeal to families looking for a new school

# WHPS PSA – Year 1

- We are incredibly proud at West Hampstead to have a strong and vibrant community supporting our children. This is made possible through our dedicated Parent Staff Association.
- **As a parent at our school, you are automatically a member of the West Hampstead Primary Staff Association (PSA)**
- **If you would like to get involved with the PSA, please contact us via email or our WhatsApp Group:**
  - [westhampsteadpsa@gmail.com](mailto:westhampsteadpsa@gmail.com).
  - PSA Volunteers
  - > <https://chat.whatsapp.com/KhNicTZmiCK5IG7uV1D0fx>
- Of you would like to join the PSA WhatsApp group for your child's year group, please click this link:
  - Year 1:  
• <https://chat.whatsapp.com/IrCKtWvrb8LDY0ZiI6KoLA>



If you have any questions, please email them to [admin@westhampstead.camden.sch.uk](mailto:admin@westhampstead.camden.sch.uk)

