



Google Classroom Parent Workshop

Google
Classroom



Monday 8th February

Welcome

In these meetings we will be discussing:

- ▶ The Beckford Approach to Remote Learning - How have we decided to do remote learning?
- ▶ Changes - How are we looking to improve our remote provision?
- ▶ A Guide to 'Google Classroom'
- ▶ Feedback - What is working well?
- ▶ Feedback - What are you finding difficult?
- ▶ Online Safety during 'Lockdown'

The Beckford Approach to Remote Learning

How have we decided to do remote learning?

- ▶ **Overarching Responsibility for Remote Provision:**
- ▶ Sam Drake (Headteacher)

- ▶ **Phase Leaders responsibility for provision in year groups:**
- ▶ Karen Filiz (Deputy Headteacher and Early Years leader)
- ▶ Aran Huseyin (Assistant Headteacher and Y1, 2 and 3 leader)
- ▶ Hannah Bones (Assistant Headteacher and Y4, 5 and 6 leader)

- ▶ **Responsible for Inclusion - including 'vulnerable' children and children with SEND:**
- ▶ Karen Filiz (Deputy Headteacher and Inclusion Lead)

- ▶ All contactable on: admin@beckford.camden.sch.uk

The Beckford Approach to Remote Learning

How have we decided to do remote learning?

Pupils receive meaningful and ambitious assignments each day in different subjects.

- ▶ Remote tasks are as challenging as tasks set in school and the level of work is pitched correctly.

Teachers teach a planned and well-sequenced curriculum to pupils learning remotely.

- ▶ All staff are expected to follow the existing curriculum.
- ▶ However, many children are also provided with activities to 'fill gaps'.
- ▶ Children experience the same topics and units as they would usually.

The Beckford Approach to Remote Learning

How have we decided to do remote learning?

Delivering the Curriculum

- ▶ We have taken a 'blended' approach to delivering remote learning.
- ▶ We believe it's not what you do, it is how you do it.

Our provision consists of a mixture of:

- ▶ Filmed teaching
- ▶ 'Live' check ins to explain the tasks and/or give feedback
- ▶ Short 'live modelled sessions
- ▶ 'Live' group work
- ▶ Published online videos



The Beckford Approach to Remote Learning

How have we decided to do remote learning?

We set clear and reasonable expectations on how regularly teachers will check work and provide timely and frequent feedback, and pupils are clear about these expectations.

- ▶ All work is marked and children receive feedback.
- ▶ Teachers use the google classroom 'stream' to celebrate work completed and good examples of work. They also use it to target and encourage children to complete work.
- ▶ Good work is shared in assembly

The Beckford Approach to Remote Learning

How have we decided to do remote learning?

Following Department for Education guidelines, we provide, on average, at least:

- ▶ 3 hours of remote learning per day for Key Stage (KS)1, with less for younger children
- ▶ 4 hours per day for KS2
- ▶ This includes both recorded or live direct teaching time, and time for pupils to complete work independently.
- ▶ There is no guidance that suggests that we have to deliver them in a specific way.

The Beckford Approach to Remote Learning

How have we decided to do remote learning?

Teachers plan a remote programme that's of similar length to the core teaching pupils would receive in school.

For KS1, this includes:

- ▶ A daily English lesson
- ▶ A daily Maths lesson
- ▶ A daily Reading lesson
- ▶ A daily wider curriculum lesson (Topic/Science/RE/PSHE)
- ▶ Spelling/handwriting/phonics

For KS2, this includes:

- ▶ A daily English lesson
- ▶ A daily Maths lesson
- ▶ A daily Reading lesson
- ▶ A daily wider curriculum lesson (Topic/Science/RE/PSHE)
- ▶ Spelling/handwriting

The Beckford Approach to Remote Learning

How have we decided to do remote learning?

Pupils receive clear, frequent explanations of new content from teachers or through high-quality curriculum resources or videos

- ▶ Every lesson features a clear explanation at the start of the video or 'live' session.
- ▶ This is reinforced by regular 'check ins' across the week.
- ▶ Some check ins are used to go over the day's learning, while others are lesson specific.



The Beckford Approach to Remote Learning

How have we decided to do remote learning?

Lessons often contain opportunities for interactivity.

- ▶ Every lesson features a clear explanation at the start of the video or 'live' session.
- ▶ This might include questioning, eliciting and reflective discussion, and helps create a sense of belonging.
- ▶ This might be in the 'check in', on the 'stream' or in a group discussion.



The Beckford Approach to Remote Learning

How have we decided to do remote learning?

Remote learning is for all children.

For children who find accessing the learning difficult, we have provided:

- ▶ Laptops or electronic devices
- ▶ Data
- ▶ Paper based work packs
- ▶ Exercise books and resources
- ▶ Phone calls to support learning
- ▶ 'Live' groups to support learning
- ▶ Tuition for our most vulnerable children.
- ▶ Limited places at school.

The Beckford Approach to Remote Learning

How have we decided to do remote learning?

In school provision for 'Vulnerable' and 'Critical Worker' Children

- ▶ On January 4th we sent an email to parents and carers to see if they met the criteria for 'Critical worker' status and would like a place for their children at school during 'lockdown'.
- ▶ At present we are now full up as the demand for places has been much greater than the previous 'lockdown'.
- ▶ In the Spring we had approximately 15 children whilst now we have approximately 80 children every day.
- ▶ We will be reviewing this at half term.

Changes - How are we looking to improve our remote provision?

To see how we could improve Google Classroom, we:

- ▶ Looked at all of the lessons online
- ▶ Surveyed all staff

Next, we are going to:

- ▶ Survey parents and carers
- ▶ Survey children

Changes - How are we looking to improve our remote provision?

1. We believe that developing remote learning is a 'work in progress' and we are always looking at ways to improve.

- ▶ A year ago, teachers hadn't ever taught lessons remotely!
- ▶ We believe in a flexible approach to remote learning rather than a 'one size fits all' approach.
- ▶ We want teachers to be creative and innovative with their approach and personalise it to their year group.
- ▶ Different year groups require different approaches.
- ▶ Please use the year group email if you have any questions or comments.
- ▶ Please email your phase leader (admin@beckford.Camden.sch.uk) if you have any concerns or worries.

Changes - How are we looking to improve our remote provision?

2. We believe that some of our families would benefit from more structure.

Every class now has a timetable so that families know:

- ▶ The structure of the week
- ▶ When the lessons are
- ▶ When there are 'live' sessions
- ▶ When teachers are available

We are encouraging our families to follow the structure of the timetable, but understand if families need to work at their own pace.

Together on meet
or zoom

Independent work
but teachers can
help

Independent work
/ breaks/ teachers
are busy

Reception

Reception Weekly Timetable

Each day, the children have four activities to complete: Phonics, Maths, Literacy and Wider Curriculum. These are posted in Class Work every morning and we talk about them in our live check in. These activities can be completed through the day **at a time which works for your family**. The timetable shows when teachers are available to support and mark work – children do not need to be working for all of this time – once they’ve done their jobs feel free to play or get outdoors!

Children need to read every day, and are given new books on Bug Club on **Wednesdays**. New books can be found in “my stuff,” and to find books you’ve already read look in “my library.”

Together on zoom		Independent work and teachers can help		Independent work and teachers are busy	
	Monday	Tuesday	Wednesday	Thursday	Friday
9.15-9.30	Daily check in (zoom)	Daily check in (zoom)	Daily check in (zoom)	Daily check in (zoom)	Daily check in (zoom)
9.30-12.30	Miss Donegan and Miss Armson available to look at work and answer questions	Miss Donegan available to look at work and answer questions (Miss Armson at school)	Miss Donegan and Miss Armson available to look at work and answer questions New Bug Club book day!	Miss Armson available to look at work and answer questions (Miss Donegan at school)	Miss Donegan and Miss Armson available to look at work and answer questions
12.30-1.30	L	U	N	C	H
1.30-2.00	Class Assembly (zoom)		Head Teacher assembly (zoom)		Good Work Assembly (zoom)
2.00-5.00	Miss Donegan and Miss Armson available to look at work and answer questions	Miss Donegan available to look at work and answer questions	Miss Donegan and Miss Armson available to look at work and answer questions	Miss Armson available to look at work and answer questions	Teacher preparation time for next week, any work submitted after 12.30 will be marked on Monday morning.

Year 1

Year 1 Timetable Approximate times	MONDAY	TUESDAY	WEDNESDAY	THURSDAY	FRIDAY
9:00- 9:30	Joe Wicks	Joe Wicks	Joe Wicks	Joe Wicks	Joe Wicks
9:30 -10:00	Class Meet on Zoom	Class Meet on Zoom	Class Meet on Zoom	Class Meet on Zoom	Class Meet on Zoom
10:00 – 10:45	PE	Maths- GC	Maths- GC	Maths- GC	Maths- GC
10:45 – 11:00	Break Time	Break Time	Break Time	Break Time	Break Time
11:00 – 11:15	Story	Story	Assembly Online	Assembly Online	Assembly Online
11.15- 12.15	Art	English GC	English GC	English GC	English GC
12:15 – 13:30	Lunch	Lunch	Lunch	Lunch	Lunch
13:30 – 14:00	Phonics - GC	Phonics -GC	Phonics- GC	Phonics- GC	Phonics- GC
14:00 – 14:30	Zoom groups	Zoom groups	Zoom groups	Zoom groups	Zoom groups
14:00 – 14:30	Topic – GC	Topic - GC	Topic - GC	Topic - GC	Topic – GC
14:30 – 14:45	Break Time	Break Time	Break Time	Break Time	Break Time
14:45 – 3:30	Finishing off, story time and show and tell	Finishing off, story time and show and tell	Finishing off, story time and show and tell	Finishing off, story time and show and tell	Finishing off, story time and show and tell
3:30 – 6:00	Teachers marking time	Teachers marking time	Teachers marking time	Teachers marking time	Teachers marking time

Year 2

Year 2 Timetable Approximate times	Monday	Tuesday	Wednesday	Thursday	Friday
		Mr T at school	Teacher preparation time (morning)		Miss V at school
9:00-9:15	Morning job	Morning job	Morning job	Morning job	Morning job
9:15-9:45	Reading	Reading	Reading	Reading	Reading
9:45-10:00	Class Assembly Shannon, Clyde	Miss V Year 2 Assembly	Class Assembly Shannon, Clyde	Class Assembly Shannon, Clyde	Mr T Year 2 Spelling Quiz
10:00-10:45	Maths	Maths	Maths	Maths	Maths
10:45-11:00	Break	Break	Break	Break	Break
11:00			11:00 Headteacher Assembly	11:00 Values Assembly	11:00 Good work Assembly
11:00-12:00	English	English	English	English	English
12:00-1:00	Lunch	Lunch	Lunch	Lunch	Lunch
1:00-1:20	Phonics/Spelling practice	Phonics/Spelling practice	Phonics/Spelling practice	Phonics/Spelling practice	Phonics/Spelling practice
1:20-2:00	Topic	Topic	Science	Computing	Well-being Friday
2:00-2:30	Group Tutorials Shannon, Clyde	Group Tutorials Clyde only	Group Tutorials Shannon, Clyde	Group Tutorials Shannon, Clyde	Group Tutorials Shannon only
2:30-2:45	Break	Break	Break	Break	Break
2:45-3:30	Free reading	Free writing	Art and PE	Free Reading	Music

Year 3

Year 3 Timetable Approximate times	Monday	Tuesday	Wednesday	Thursday	Friday
9am	Mrs Housley Reading and English Meet	Miss Kwa Reading and English Meet	Mrs Housley Reading and English Meet	Mrs Housley Reading and English Meet	Mrs Housley Reading and English Meet
9.30-10.00	Reading	Reading	Reading	Reading	Reading
10-10.15	Break	Break	Break	Break	Break
10-11.00	English	English	English	English	English
11:00	Mrs Housley Maths and afternoon Meet	Miss Kwa Maths and afternoon Meet	Miss Kwa Maths and afternoon Meet	Miss Kwa Maths and afternoon Meet	Miss Kwa Maths and afternoon Meet
11:15	Miss Bones' Maths Group Live Session	Miss Bones' Maths Group Live Session	Miss Bones' Maths Group Live Session		
11.30-12.30	Maths	Maths	Maths	Maths	Maths
12.30-1.20	Lunch	Lunch	Lunch	Lunch	Lunch
	Computing	Science	PE	Topic	Art
14:00 – 14.30			KS2 Headteacher's Assembly	KS2 Values Assembly	KS2 Achievement Assembly
15:00-15:15	French	Miss Kwa Storytime	Music	Mrs Housley Storytime	

Year 4

Year 4 Timetable Approximate times	Monday	Tuesday	Wednesday	Thursday	Friday
09:00	Work posted. Find it and read instructions.	Work posted. Find it and read instructions.	Work posted. Find it and read instructions.	Work posted. Find it and read instructions.	Work posted. Find it and read instructions.
09:15	Google Meet with teachers. Work explained.	Google Meet with teachers. Work explained.	Google Meet with teachers. Work explained.	Google Meet with teachers. Work explained.	Google Meet with teachers. Work explained.
09:30	Guided Reading	Guided Reading	Guided Reading	Guided Reading	Guided Reading
10:15	Maths	Maths	Maths	Maths	Maths
11:15	Break Maths Live Session – Miss Bones	Break Maths Live Session – Miss Bones	Break Maths Live Session – Miss Bones	Break	Break
11:30	Optional 15 minute drop-in to discuss any difficulties on Google Meet.	Optional 15 minute drop-in to discuss any difficulties on Google Meet.	Optional 15 minute drop-in to discuss any difficulties on Google Meet.	Optional 15 minute drop-in to discuss any difficulties on Google Meet.	Optional 15 minute drop-in to discuss any difficulties on Google Meet.
11:45	English	English	English	English	English
12:45	Lunch	Lunch	Lunch	Lunch	Lunch
1:45 – 3.30	P.E. Spellings	Wider Curriculum	Wider Curriculum	Wider Curriculum	Wider Curriculum Spellings PPA
2.00 – 2.30			Head teacher Assembly	Values Assembly	Achievement Assembly
2.30-3.30			Wider Curriculum	Wider Curriculum	

Year 5

Year 5 Timetable Approximate times	Monday	Tuesday	Wednesday	Thursday	Friday
8.45-9.30	Responding to marking. Reading	Responding to marking. Reading	Responding to marking. Reading	Responding to marking. Reading	Responding to marking. Reading
9.30 –10.00	Daily Check in and English	Daily Check in and English	Daily Check in and English	Daily Check in and English	Daily Check in and English
10.00 – 11.00	Independent English	Independent English	Independent English	Independent English	Independent English
11.00- 11.15	Break	Break	Break	Break	Break
11.15-11.30	Independent Maths work (watch the video)	Independent Maths work (watch the video)	Independent Maths work (watch the video)	Independent Maths work (watch the video)	Independent Maths work (watch the video)
11.30-11.45	Maths Check in	Maths Check in	Maths Check in	Maths Check in	Maths Check in
11.45-12:30	Independent Maths work	Independent Maths work	Independent Maths work	Independent Maths work	Independent Maths work
12.30-1.30	Lunch	Lunch	Lunch	Lunch	Lunch
1.30-1.45	Afternoon Check in	Afternoon Check in	Afternoon Check in	PE	Teacher preparation time
1.30-2.00	Topic	Topic	Circle Time	Computing	Art
2.00 -3.30			2pm Head Teacher Assembly	2pm Values Assembly	2pm Achievement Assembly
			Music	French or RE	
3.30 Work given in by 4pm please	End of school day	End of school day	End of school day	End of school day	End of school day

Year 6

Year 6 Timetable Approximate times	Monday	Tuesday	Wednesday	Thursday	Friday
9:45	Morning Meeting	Morning Meeting	Morning Meeting	Morning Meeting	Morning Meeting
9:50	English	English	English	English	English
10:40	Reading	Reading	Reading	Reading	Reading
11:10	Break	Break	Break	Break	Break
11:20	Maths Meeting	Maths Meeting	Maths Meeting	Maths Meeting	Maths Meeting
11:25	Maths	Maths	Maths	Maths	Maths
12:00	Lunch	Lunch	Lunch	Lunch	Lunch
13:00	Teacher available to answer questions over zoom.				
13:30	Topic	PE (Teachers unavailable).	Science	Computing	French
14:30		ART (Teachers unavailable).		P.S.H.E.	RE
3.30 Work given in by 4pm please	End of school day	End of school day	End of school day	End of school day	End of school day

Changes - How are we looking to improve our remote provision?

3. We believe that teaching staff need time to plan and prepare all provision for 'Google Classroom'

- ▶ All teachers now have half a day of planning, preparation and assessment (PPA) time. This is 'non contact' time.
- ▶ Some year groups have specific times when they are 'offline'
- ▶ The mental health and wellbeing of our staff is very important to us so we need to ensure that they have time to complete their work and have a work life balance

Changes - How are we looking to improve our remote provision?

4. We believe that children needed more opportunities for interaction and feedback. This is personalised to what the children need.

- ▶ Some year groups are introducing more 'check ins' or class assemblies
- ▶ Some year groups are doing short 'live' sessions for the whole class or year group
- ▶ Some year groups are doing 'live' group sessions
- ▶ Some year groups are doing 'circle' times
- ▶ Some year groups are doing 'live' interventions for children or groups

We have introduced three assemblies:

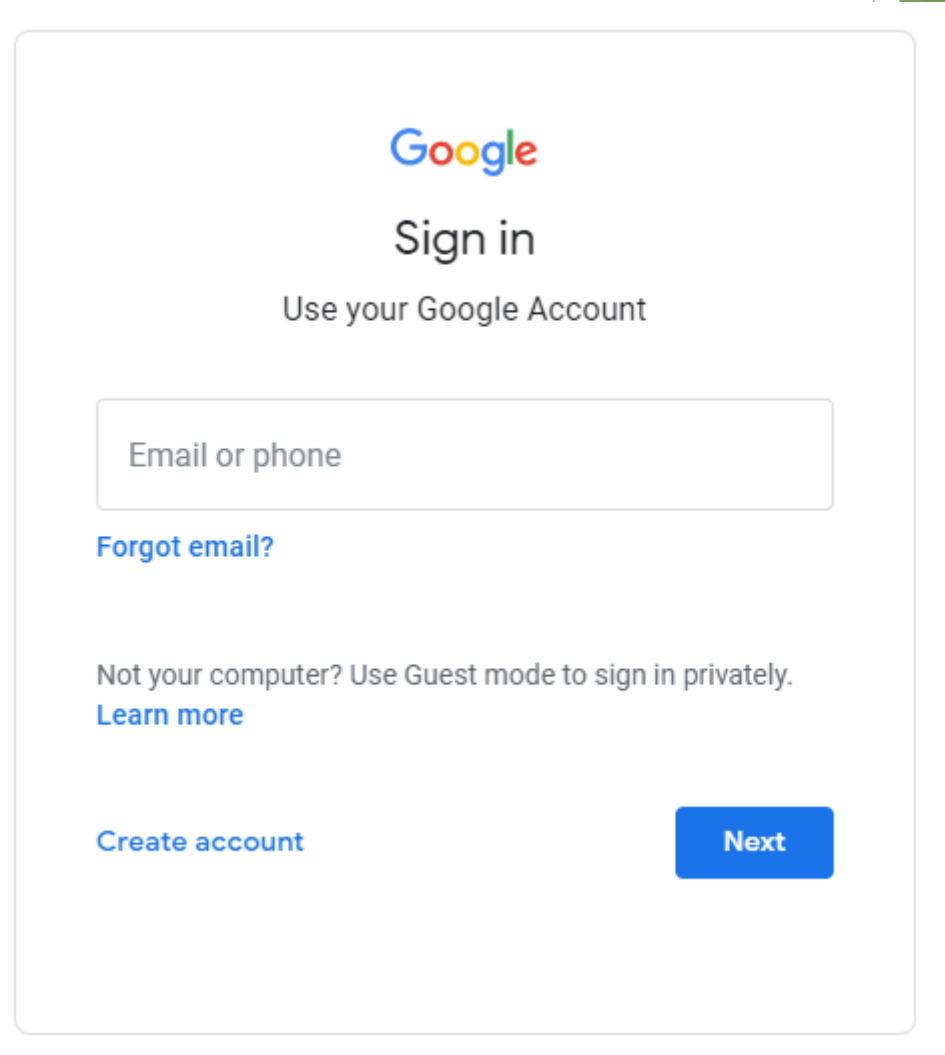
- ▶ Wednesday (Green Zone Assembly with Mr Drake)
- ▶ Thursday (Values Assembly with Miss Bones)
- ▶ Friday (Achievement Assembly with Miss Filiz)

Introduction to Google Classroom

- ▶ Getting started
- ▶ Logging in
- ▶ Different Classrooms
- ▶ The 'Stream'
- ▶ Live Check Ins
- ▶ Lessons and Tasks
- ▶ Handing in work
- ▶ Looking at feedback
- ▶ What's likely to be in a lesson:

Logging In

- ▶ All children have a login.
- ▶ Please ensure that you have logged out of your google account!

A screenshot of the Google sign-in interface. At the top is the Google logo, followed by the text "Sign in" and "Use your Google Account". Below this is a text input field labeled "Email or phone". Under the input field is a link "Forgot email?". Further down is the text "Not your computer? Use Guest mode to sign in privately." with a link "Learn more". At the bottom left is a link "Create account", and at the bottom right is a blue button labeled "Next".

Google

Sign in

Use your Google Account

Email or phone

[Forgot email?](#)

Not your computer? Use Guest mode to sign in privately.
[Learn more](#)

[Create account](#) [Next](#)

<https://www.beckford.camden.sch.uk/classroom>

Getting Started

BECKFORD PRIMARY SCHOOL'S GOOGLE CLASSROOM

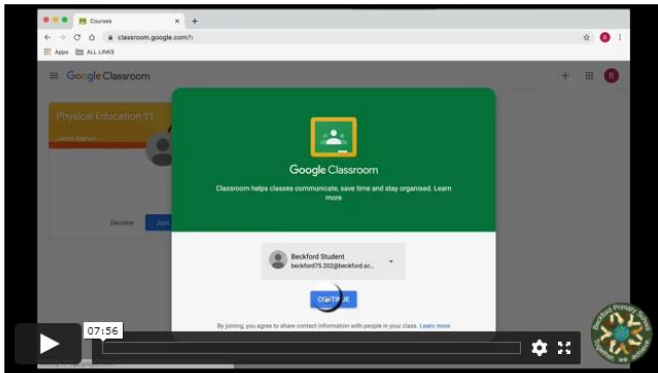


Enter Google Classroom

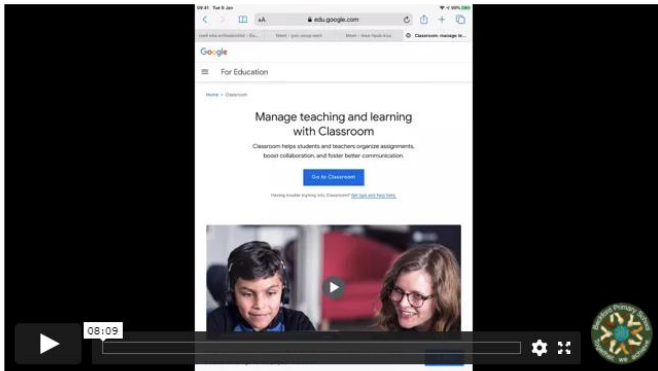
GUIDES (UPDATED)

See below for guides on using laptops / desktops & mobile devices to access Google Classroom.

- For help with using Beckford Primary School's Google Classroom on a laptop or desktop computer, please watch the following introductory video.



- For help with using a mobile phone or tablet device, please watch the following video.

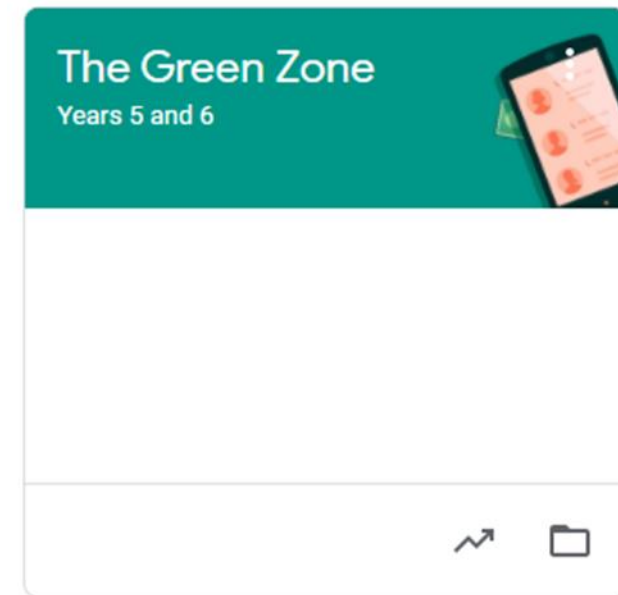

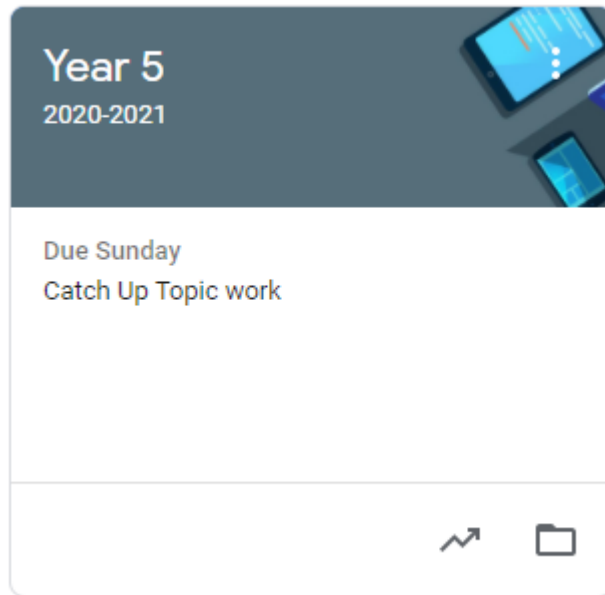


- ▶ On the website there are video guides showing you how to access it.

<https://www.beckford.camden.sch.uk/classroom>

Different Classrooms

- All children have access to three folders



The 'Stream'

- ▶ On the 'stream' you can find:
- ▶ Invitations to 'check ins', assemblies and 'live sessions'
- ▶ All activities
- ▶ Messages from the teachers

The screenshot displays the 'Year 2' class stream interface. At the top, there is a header with the text 'Year 2', 'Class code b3yu22l', and a 'Meet link' to a Google Meet. Below the header is a banner image of children in costumes. The main content area is divided into two columns. The left column, titled 'Upcoming', shows 'No work due in soon' and a 'View all' link. The right column features a post from 'Karen Filiz' at 09:33, which is an invitation to a Zoom meeting for an 'Achievement Assembly'. The post includes the meeting ID (917 3313 2430) and passcode (3JnP7b). At the bottom, there is a section for 'Add class comment...' and a notification from 'Ibone Verhey' about a new assignment posted on Friday 17th July 2020.

Year 2

Class code b3yu22l

Meet link <https://meet.google.com/lookup/cdcroignvs>

Select theme
Upload photo

Upcoming

No work due in soon

View all

Announce something to your class

Karen Filiz
09:33

Good Morning everyone,
I look forward to seeing you at the Amazing work assembly today at 11am.

Karen Filiz is inviting you to a scheduled Zoom meeting.

Topic: Achievement Assembly link
Time: This is a recurring meeting Meet anytime

Join Zoom Meeting
<https://zoom.us/j/91733132430?pwd=NzlhNEhWZk5qdXNqdEi2UDZGMnlOT09>


Meeting ID: 917 3313 2430
Passcode: 3JnP7b

Add class comment...


Ibone Verhey posted a new assignment: Friday 17th July 2020

'Live' Check Ins

- ▶ All year groups have 'live' sessions at specific times.
- ▶ Sometimes they are on 'Zoom', sometimes they are on 'Meet'.



Flora Harris
08:56




Good morning everyone! Happy Friday 😊

Some lovely lessons for you today including starting work on our final piece for Art.


Come and join us at 9.45 by clicking the link below and we will talk you through the lessons.



Achievement assembly is at 12pm today, I'm sure the zoom link will appear soon.

I will also be here at 1pm if you are having any problems and want some teacher help.




Launch Meeting - Zoom
<https://zoom.us/j/96129855...>





Lessons and Tasks

- ▶ Each lesson has something for the children to follow.
- ▶ This could be a video, a text or some information.
- ▶ The children need complete the task and then add it to 'return' or 'submit' it.

 English Posted 1 Feb


No due date


We have a brand new text today!

2	3	53
Handed in	Assigned	Returned

Start watching the video below to find out about it. When video Ms Harris tells you to go to the google doc you can open it then.

P.S. I have sent you a spelling quiz 2Do in purple mash that you need to complete this week.

 **Meet our new text!.mp4**
Video

 **Independent Task**
Google Docs

[View assignment](#)

Handing In Work

Friday 5th February

Classwork for Year 6 2020-2021

Reception 2020-2021

Screen Recorder | Screencast-O-Matic

classroom.google.com/u/0/c/MTYzMzg3ODYzMTly

Reception
2020-2021

Stream

Classwork

People

Reception
2020-2021

Upcoming


Woohoo, no work due in soon!

View all

Karen Filiz

5 Feb

Hi Reception,
I have posted the Amazing work powerpoint below.
Have a lovely weekend!
Ms Filiz



Final EYFS Amazing Work...
PowerPoint

Add class comment...

Feedback

- ▶ All work is marked.
- ▶ Teachers will often leave feedback for the children.
- ▶ It is very important that children read the feedback.

1 private comment



Flora Harris 1 Feb

Great connections Zak, well done. I'm glad you are enjoying it so far.

1 private comment



Flora Harris 1 Feb

You have some nice responses here Valbon but think more deeply and there are so many questions to ask!

What happened to Zoe's parents? Where will she go? What happened to Norwich?

1 private comment




Flora Harris 1 Feb

I love your connection to spy kids Matthew! I hadn't thought of that.

The Green Zone

- Sometimes there will be challenges on the Green Zone.
- Children can upload videos or photos using a phone, tablet or device.



Parent Feedback

► What is working well?


Google
Classroom



Parent Feedback

► What are you finding difficult?

Google
Classroom



Online Safety

Safeguarding during Remote Learning

- ▶ During remote learning, it is important that we safeguard our children, therefore we have developed some rules for online use.

Pupils

To stay safe, pupils must:

- ▶ Have a blurred, picture or blank background, when cameras are on
- ▶ Wear appropriate dress code
- ▶ Adhere to behaviour expectations as outlined at the start of each session

Online Safety

Safeguarding during Remote Learning

- ▶ During remote learning, it is important that we safeguard our children, therefore we have developed some rules for online use.

Parents/carers

- ▶ To keep all children safe, parents must:
- ▶ Not record or photograph live sessions or other materials featuring pupils
- ▶ Ensure children are dressed appropriately
- ▶ Raise concerns via the normal school's complaints procedures and not during a live session
- ▶ Not allow third party access to the school's online environment and systems
- ▶ Abide by the conditions set in the school's Acceptable Use Policy for Remote Education

Online Safety

Safeguarding during Remote Learning

- ▶ During remote learning, it is important that we safeguard our children, therefore we have developed some rules for online use.

Staff

- ▶ Staff will have high expectations and apply school policy; modelling safe practice and conduct themselves online during remote sessions as they would in the classroom. This includes:
 - ▶ Following appropriate dress code
 - ▶ Not taking or recording images for personal use
 - ▶ Using a blurred, picture or blank background, for live sessions
 - ▶ Ensuring that personal information and/or unsuitable personal items are not visible, either on screen or in video backgrounds
 - ▶ All sensitive documents or tabs are closed when screen sharing

Online Safety

Reporting Concerns

- ▶ If you have any concerns, please contact the school.
- ▶ **Sam Drake - Designated Safeguarding Lead**
- ▶ **Amanda Martin - Deputy Designated Safeguarding Lead**
- ▶ **Karen Filiz - Deputy Designated Safeguarding Lead**

Online Safety

After half term we are running two workshop about Online Safety during 'Lockdown'.

We have a visitor giving a special presentation.

Everyone is welcome!

- ▶ Friday 26th February 11am and 4pm
- ▶ <https://forms.gle/yt79sZ7cRm7CoDmFA>